



Dental Cabinetry Worktops

Designed for Surgeries and Decon Areas




Durasein Solid Surface Worktops


Durable, hygienic and easy to clean.




Glacier White - PM201




Triarctic - PM4907



Duostone - PM4529



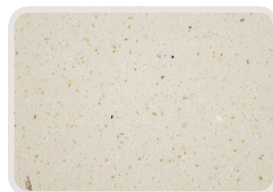
Duomist - PM4531




Grey Quartz - PM138




Trivory - PM4594




Sandalwood - PM4462




Tambora - PM112



Sanded Beige - PM4355



Concrete - PM4477



Limestone - PM4840



Duonight - PM4532

✓ Easy to clean

✓ Low upkeep

✓ Tough surface

✓ Smart surfacing

✓ Safe & protected

✓ Certified quality

Full Supply & Installation Service

Durasein solid surface worktops give you a smooth, non-porous finish that's easy to clean and tough enough for daily clinical use.

You get stain, chemical and impact resistance with a surface that can be renewed, repaired and shaped to suit any surgery layout.

Get in touch with our team
for a quote or sample pack.

Call us: 01322 292222

E: info@eclipse-dental.com

eclipse-dental.com

