




Fit-out  
Equipment  
Service

Guaranteed solutions...



## At Eclipse Dental we create outstanding medical interiors.

Through our unique expertise, we design and co-ordinate the whole project from concept to completion. Whatever your priority or requirement, our team has the ability to translate it into an outcome which will exceed your expectations. Excellent technical support is provided by our service department, with our own trained in-house engineers available for service work and engineer call-out.



# Contents

- Site Assessment and Consultation 4
- Architectural Design and Spatial Planning 5
- Equipment 6
- Project Management & Building Works 8
- Service 9
- Identity & Branding 10
- Project Highlights 11
- Medical Equipment 14
- Showroom & Location 15





## Eclipse have identified 6 stages to your perfect practice...

### We listen, you direct; site assessment and consultation

The most valuable skill in the design and consultation process is the ability to listen. Meeting on site allows our design team to listen to your requirements and provide valuable input to enhance your practice.

With a clear understanding gained, we identify any possible pitfalls or roadblocks before a design is created. This ensures a smooth transition from discussion to construction.

Eclipse Dental Engineering offers a no-obligation site consultation service. This can include knowledge and advice on finding the perfect location or how to renovate and revolutionise your existing practice.



To arrange your **FREE** site assessment please to call us on:

**01322 293333**

Or email: [info@eclipse-dental.com](mailto:info@eclipse-dental.com)

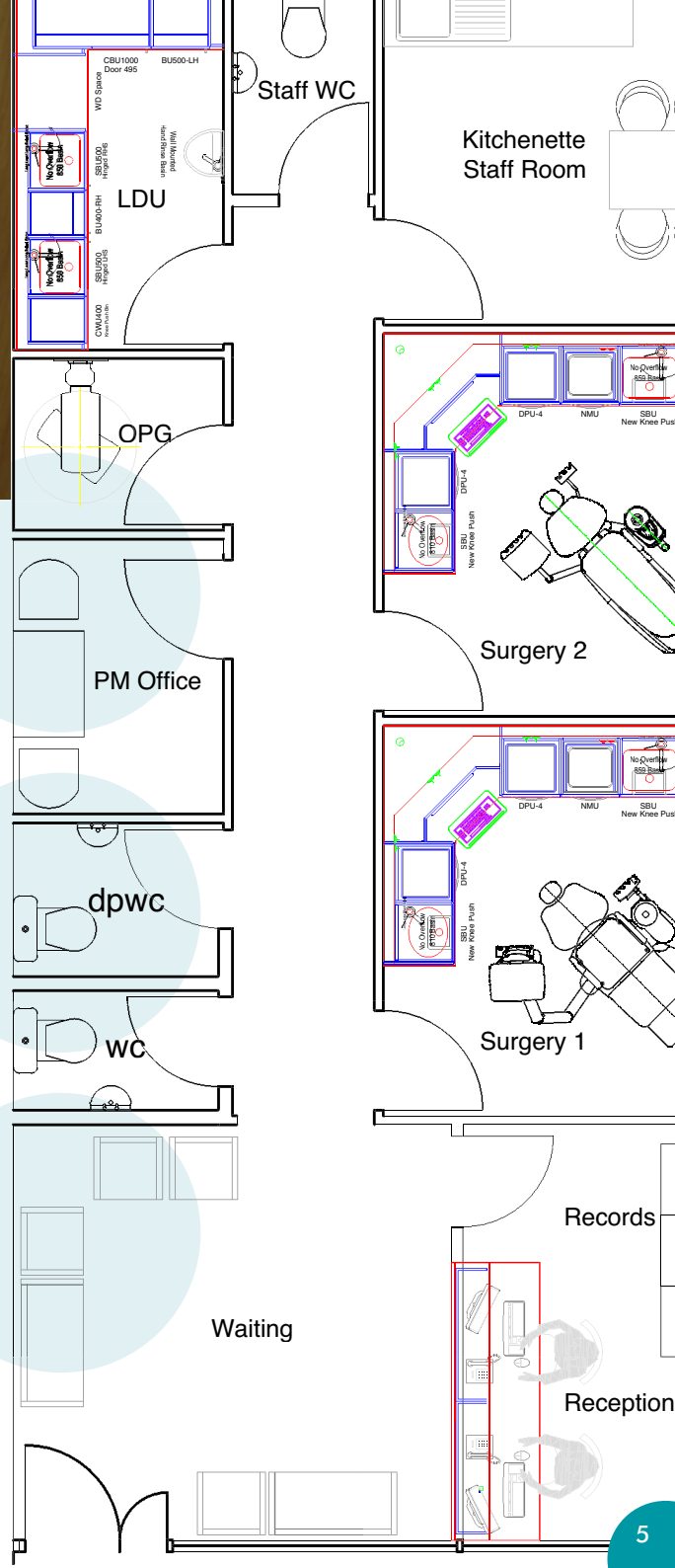




# Turning ideas into reality; architectural design, spatial planning

## Stage 2

Whether you are planning a single room refurbishment or a complete new build, we can provide architectural services including planning and building regulation considerations, spatial planning as well as workflows for staff, patients and instrument sterilisation.





## Attention to detail; equipment specifications and furnishings

### Stage 3

This is critical to the long term well being of your practice. A well designed surgery is a pleasure to work in and we can recommend which equipment will perform in the best possible way to enhance your practice ergonomics and ensure a perfect blend with the architectural design.

Visit our on-line equipment portal and request a no-obligation quotation:  
[www.eclipse-dental.com/equipment](http://www.eclipse-dental.com/equipment)







## Ensuring work goes to plan; project management of building works and installation

### Stage **4**

This is the exciting time when all the hard thinking, designing and planning come together. An Eclipse Dental Engineering project manager is assigned and a team of qualified professional tradesman start the transformation.

Working with a team of professionals Eclipse Dental Engineering ensures your practice is built efficiently and effectively, with all alterations and building works completed on time, on budget and in accordance with the national building codes.

Furthermore, if you need to discuss anything about the project, our project managers are more than happy to discuss the finer details at any stage. All you need to do now is sit back, relax and watch your vision unfold.







## Customer Care; staff training and after sales service

Stage **5**



We leave no stone unturned...we will train your staff to use the equipment you have chosen, and hand over to you with the secure knowledge that if you have any questions we are never further than a phone call away. Equipment Service schemes are set up and you can have complete peace of mind in the knowledge that our engineers will always be there when you need them ... year after year.



To request an engineer  
call our 24 hour service line

**01322 421156**

or visit

[www.eclipse-dental.com/service](http://www.eclipse-dental.com/service)



## Stand out from the crowd; Identity and Branding

### Stage 6

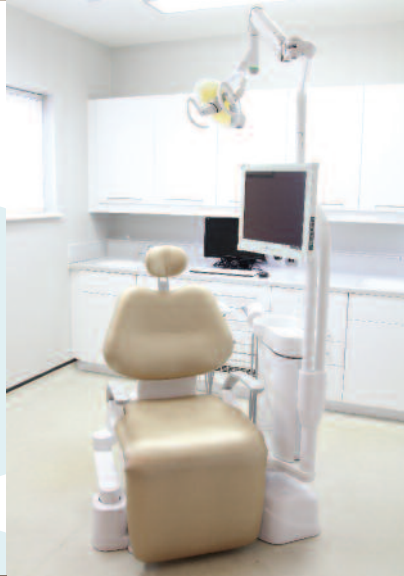
Eclipse Dental can partner with you to provide marketing services that will promote and build your practice. This can be worked alongside the design stage to create a strong corporate branding throughout.





## Project Highlight

*“Expanding a practice is always a busy and stressful time, especially when faced with maintaining a service to patients. Having Eclipse Dental as a partner in this project, helped reduce the stress and ensured we were able to honour this commitment, and we now have a practice that is state of the art and totally fit for the modern dental market.”* **Dr K. M. Dhutia**





## Project Highlight

*"Throughout the process I was consistently delighted at their professionalism, knowledge and reliability. Despite the fact that the project was continually evolving, the Eclipse team worked extremely hard to bring the job in on time. I am absolutely thrilled with the end result and would not have achieved the degree of convenience and functionality of the new rooms without their expert guidance and advice throughout the whole planning and installation process. I have no hesitation in recommending Eclipse Dental to any and all of my colleagues. Thank you again for a great job, well done!"*

**Dr P.M.E. Davis**





## Project Highlight

*"We had an 8 surgery build and fit-out project to be completed with tight time schedule and budget. Eclipse Dental was very professional throughout and their team of project managers, construction staff and engineers were able to complete the project very efficiently with great attention to detail."*

**Mr M. Moffah**  
**Service Manager for Head and Neck**  
**South London Healthcare Trust**





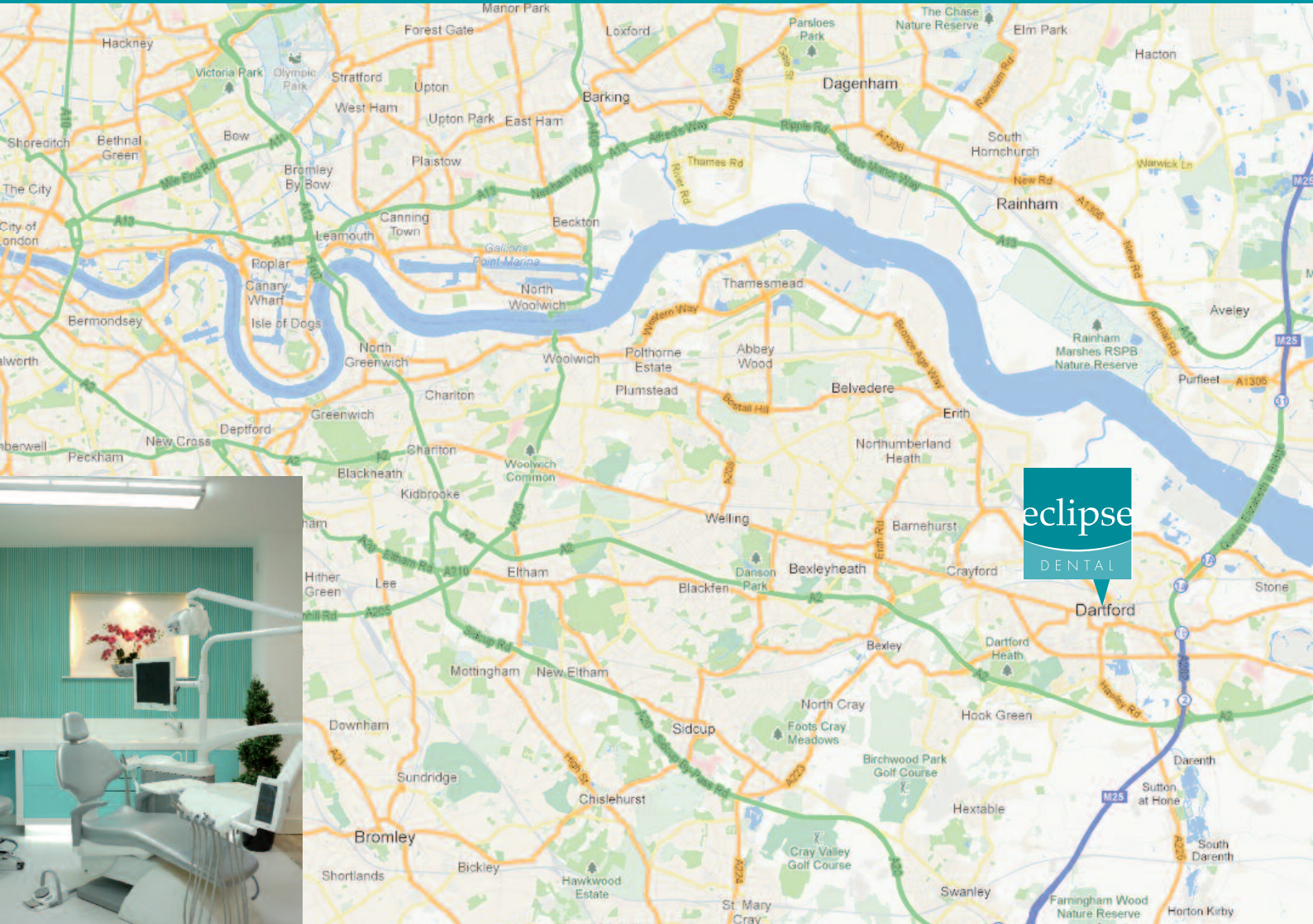
## ENT, Podiatry and Medical Equipment

Visit our website for further details:

[www.eclipse-dental.com/equipment/specialist](http://www.eclipse-dental.com/equipment/specialist)  
or speak to a sales consultant on 01322 293333



# Visit our showroom




**eclipse**  
DENTAL



**1.5 miles from M25 Junction 1B (Parking Available)**



**0.2 miles from Dartford Station (Direct service from London Charing Cross, Victoria and Cannon Street).**



## Eclipse Dental Engineering

Westview Court  
10-14 Kent Road  
Dartford, Kent  
DA1 2AJ

Tel: 01322 293333  
Fax: 01322 421158  
[info@eclipse-dental.com](mailto:info@eclipse-dental.com)  
[www.eclipse-dental.com](http://www.eclipse-dental.com)